

VMT- X200 / X260 X360 / X400

Multi-Tasking Milling & Turning center

- **Turning & Milling in one set-up**
- **Multi-tasking machinery with twin built-in spindles and swivel head with built-in milling spindle**
- **Y-axis travel**
260 mm (X200/X260)
420 mm (X360/X400)
- **Maximum turning dimension:**
Ø500 x 1075 mm (X200/X260)
Ø720 x 2100 mm (X360/X400)
- **Roller geared B-axis swivel head for high rotating speed with high rigidity**
- **Turning spindle with 8" / 10" chuck for X200/X260, 12" / 15" chuck for X360/X400**
- **Milling spindle 12000 rpm with HSK-T63 tooling**
- **ATC 40 tools (X200/X260) / 60 tools (X360/X400)**



VMT-X200/X260 Multi-Tasking Milling & Turning Center

- Y-axis travel 260 mm (10.2")
- Max. turning dimension Ø500 x 1075 mm (Ø19.6" x 42.3")
- Roller geared B-axis swivel head for high rotating speed with high rigidity
- Turning spindle with 8" chuck for X200, 10" chuck for X260
- Milling spindle 12000 rpm / HSK-T63 implements 4+1 axis machining in one set up

Capacity (X/Y/Z)

Travels

- 635 / 260 / 1170 mm
- 25" / 10.2" / 46"

Rapid feeds

- 36 / 36 / 36 m/min
- 1417 / 1417 / 1417 IPM

ATC-40 tools

- 3.3 sec. (Tool-Tool)
- 8.1 sec. (Chip-Chip)

Roller type guideways

- 45 / 45 / 45 mm
- 1.8" / 1.8" / 1.8"

C-axis & Turning Spindle

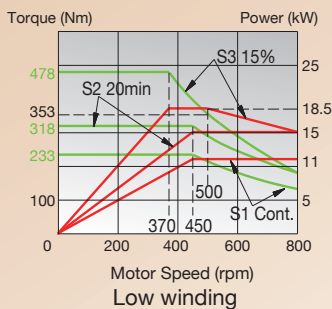
VMT-X200

- 8" chuck / 4200 rpm
- 15 kW (twin spindles)
- Bar capacity 52 mm (opt. 66 mm)

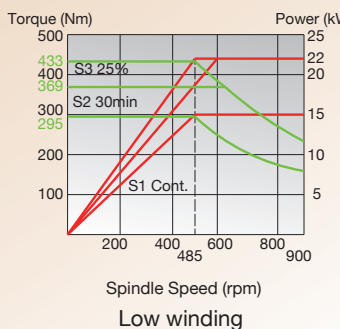
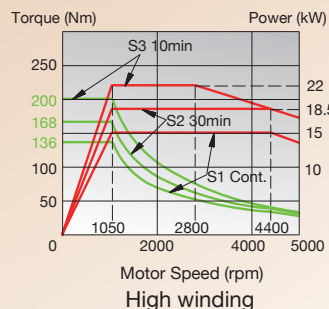
VMT-X260

- 10" chuck / 3500 rpm
- 22 kW + 15 kW (subspindle, 8" chuck)
- Bar capacity 75 mm (subspindle: 66 mm)


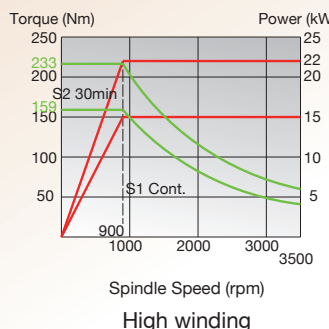
S1 Continuous operating zone
S2 30min operating zone
S3 15% operating zone



Fanuc Bil 180M/6000 (X200)




Fanuc Bil 200M/6000 (X260)



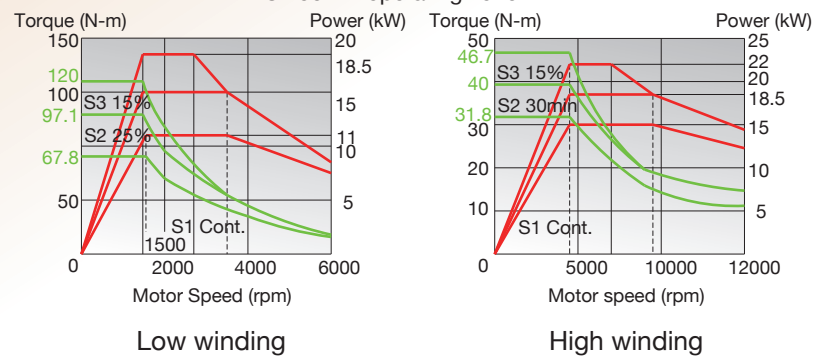


B-axis & Milling Spindle

- Roller cam mechanism
- 15 degree indexing for milling spindle (ready for multi-taking flash tool)
- 12000 rpm grease lubricated spindle for HSK-T63 tooling
- 22 kW (30 HP) (S3-25%)



S1 Continuous operating zone
S2 30min operating zone



Fanuc Bil 132S/15000




Certificated Casting

GB300

Digital Tailstock

- E-axis servo driven
- MT-5 with built-in bearings
- Victor's GUI with guidance
- Available with the right spindle (optional)



VMT-X360/X400 Multi-tasking Milling & Turning Center

- Y-axis travel 420 mm (16.5")
- Max. turning dimension $\varnothing 720 \times 2100$ mm ($\varnothing 28.3" \times 82.6"$)
- Roller geared B-axis swivel head for high rotating speed with high rigidity
- Turning spindle with 12" chuck for X360, 15" chuck for X400
- Milling spindle 12000 rpm / HSK-T63 implements 4+1 axis machining in one set up

Capacity (X/Y/Z)

Travels

- 840 / 420 / 2100 mm
33" / 16.5" / 82.6"

Rapid feeds

- 36 / 36 / 36 m/min
14717 / 1417 / 1417 IPM

ATC-60 tools

- 3.3 sec. (Tool-Tool)
- 9.6 sec. (Chip-Chip)

Roller type guideways

- 55 / 45 / 55 mm
2.2" / 1.8" / 2.2"

C-axis & Turning Spindle

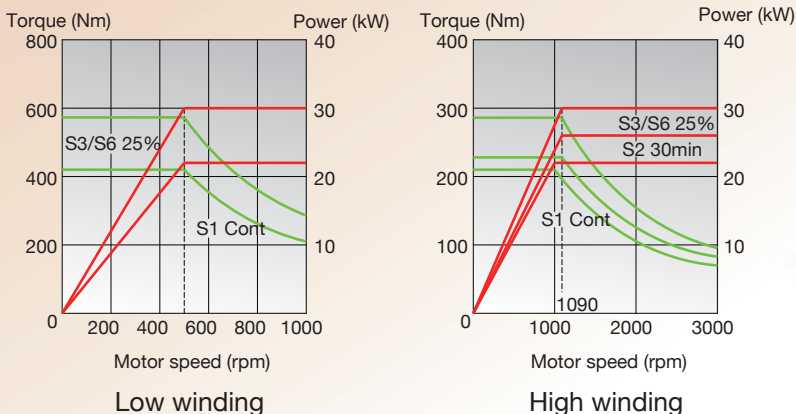
VMT-X360

- 12" chuck / 3000 rpm
- 30 kW (twin spindles)
- Bar capacity 91 mm (opt. 106 mm)


VMT-X400


- 15" chuck / 2500 rpm
- 30 kW (twin spindles)
- Bar capacity 91 mm (opt. 106 mm)

S1 Continuous operating zone
S2 30min operating zone



Fanuc Bil 250S

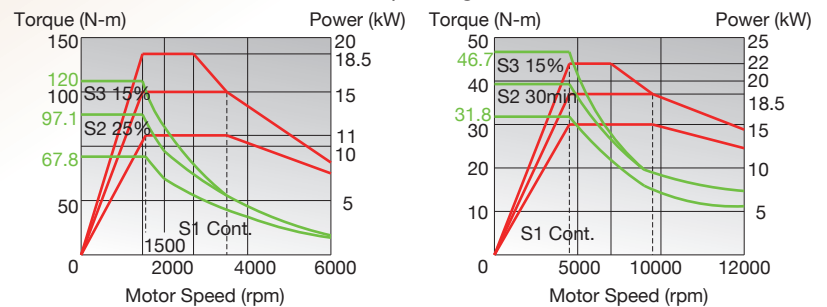




B-axis & Milling Spindle

- Roller cam mechanism
- 15 degree indexing for milling spindle (ready for multi-taking flash tool)
- 12000 rpm grease lubricated spindle for HSK-T63 tooling
- 22 kW (30 HP, S3-25%)

S1 Continuous operating zone
S2 30min operating zone



Low winding

High winding

Fanuc Bil 132S/15000



Certificated Casting

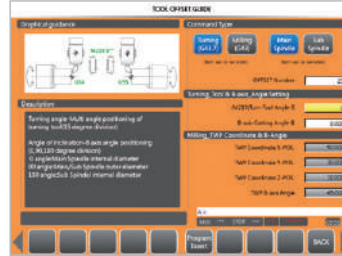
GB300

Digital Tailstock

- E-axis servo driven
- MT-5 with built-in bearings
- Victor's GUI with guidance
- Available with the right spindle (optional) with the same output as the left spindle

Standard accessories


Fanuc Oi-TF Plus (15", type-O) control with Touch Panel + MGI + AICC (40 blocks) + Victor's GUI + Fanuc's GUI (iHMI)




Victor's GUI with guidance



Fanuc iHMI



ATC (Auto Tool Changer)



Hydraulic chuck



Chip conveyor



Lube Hybrid Lubrication




ATP



Optional accessories



Siemens SINUMERIK ONE
(19") for full 5-axis control



Hydraulic steady rest



Extra CTS tank with 14-70
bar coolants and filtration
system



Subspindle

Machine Specification

Items	Unit	VMT-X200 VMT-X260	VMT-X360 VMT-X400
Capacity	Swing over bed	mm	1120
	Between centers	mm	2148
	Max. turning length	mm	2100
	Max. turning diameter	mm	720 (tool length 70)
Travels	X1-axis (upper tool spindle)	mm	635 (+510 / -125)
	Z1-axis (upper tool spindle)	mm	1170 (95 + 1075)
	Y-axis (upper tool spindle only)	mm	260 (± 130)
	B-axis	deg.	240 (-30~+ 210)
	E-axis (tailstock / sub-spindle)	mm	1080
	X1 / Z1 / Y / E / B-axis feed	m/min	36 / 36 / 36 / 24 / (30 rpm)
Axis feed	X1 / Z1 / Y / E / B-axis motor power	kW	5.5 / 5.5 / 3.55 / 3.05 / 3.55 [Siemens]
	Ball screw dia. x pitch	mm	X1: 40 x P10, Z1/Y/E: 40 x P12
Main spindle	1 st spindle nose (chuck)	inch	A2-6 (8") A2-8 (10")
	1 st spindle speed	rpm	4200 (opt. 5000) 3500
	1 st spindle motor power (cont. / 30 min / 15%)	kW	15 / 18.5 / 22 [Fanuc], 22 / 26.4 / 36.3 [Siemens] 15 / 22 / - [Fanuc], 22 / 26.4 / 36.3 [Siemens]
	Spindle bore	mm	76 86
	Bearing inside diameter	mm	110 130
	Bar capacity	mm	52 (opt. 66) 75 (opt. 77)
	2 nd spindle nose (chuck)	inch	A2-6 (8") A2-6 (8"), opt. A2-8 (10")
	2 nd spindle speed	rpm	4200 (opt. 5000) 4000 (opt. 3500)
	2 nd spindle motor power (cont. / 30 min / 15%)	kW	15 / 18.5 / 22 [Fanuc], 22 / 26.4 / 36.3 [Siemens]
	Spindle bore	mm	62 (opt. 76) 76 (opt. 86)
Subspindle	Bearing inside diameter	mm	100 (opt. 110) 110 (opt. 130)
	Bar capacity	mm	52 (opt. 66) 66 (opt. 75)
	Turret type	rpm	Milling head with ATC
	Continuous indexing resolution	deg.	0.001 (by roller gear)
	Max. speed	rpm	12000
	Milling motor power (cont. / 30min / 25%)	kW	15 / 18.5 / 22 (Fanuc) 11 / 15 / 18.5 (Siemens)
ATC & tool magazine	Tool specification	-	HSK-T63
	Tool capacity	-	40 (opt. 48, 60)
	Tool selection	-	Fixed tool pot number
	Max. tool diameter (w/t adjacent tool)	mm	90 (125)
	Max. tool length	mm	300
	Max. tool weight	kg	7
Tailstock	Tool exchange time	sec.	3.3 (T-T), 8.1 (C-C)
	Quill diameter	mm	NA (digital)
	Quill stroke	mm	NA (digital)
	Quill taper		MT-5 (live)
Machine	Controller	Fanuc	[Fanuc] Oi-TF Plus (15", type 0) [Siemens] SINUMERIK ONE (19")
	Tank capacity	L.	300
	Floor requirement (incl. chip conveyor)	mm	5437 x 3034 x 2906
	Power requirement	kVA	57 (74 with subspindle) [Fanuc] 61 (86 with subspindle) [Siemens]
	Net weight	kg	12000 12500

Standard accessories

- Fanuc Oi-TF PLUS (15", type 0) control with iHMI + AICC + MGI
- Hydraulic chuck with soft jaws
- Chip conveyor with cart
- Automatic Tool Presetter (ATP by Renishaw®) for milling spindle
- Coolant flush to the bottom of Z-axis covers
- Coolants through milling spindle for high pressure turning (7 bars/60Hz)
- Digital tailstock
- LHL (Lube Hybrid Lubrication) system
- Spindle oil cooler
- Fully enclosed splash guarding
- Hand-wheel (Pulse generator)
- 3 step warning light
- Handy air gun

Optional accessories

- Subspindle
- KITAGAWA® hydraulic chuck
- Hard jaws
- Coolant Through Spindle (CTS)
- Steady rest
- High pressure coolants
- Bar feeder interface
- Part catcher (X200/X260)
- Handy handwheel (remote MPG)
- Air blow system
- Auto door
- Fanuc manuals
- Fanuc 31i-B5 Plus control for 5-axis simultaneous machining
- Test bar for accuracy calibration
- Coolant gun
- Siemens ONE (19") control

VICTOR Taichung's FANUC Oi-TF Plus (15", Type-0) Control Specification



STANDARD:

ITEM	SPECIFICATION	DESCRIPTION
Control System:		
1.	Controlled axes	6 Axes (X, Z, C, Y, B, E)
2.	Simultaneous controlled axes	4 Axes
3.	Least input increment	0.001mm
4.	Least command increment	0.0005mm (X) / 0.001mm (Z, C, Y, B, E)
5.	Command system	Incremental / Absolute
6.	HRV Control	HRV3+
7.	Unexpected disturbance torque detection (AIR-BAG)	Std.
8.	Backlash compensation	Std.
9.	Stored pitch error compensation	Std.


Operation & Program Input:		
1.	Input / Output interface	RS-232, PCMCIA Card, USB
2.	Tool offset	128 sets
3.	Sequence number	N5-Digit
4.	Program number	O8-Digit
5.	Program name	31-characters
6.	M code function	M3-digit
7.	S code function	S5-digit
8.	T code function	T2-digit
9.	Positioning	G00
10.	Linear interpolation	G01
11.	Circular interpolation	G02, G03
12.	Programmable data input	G10

Feed Function:		
1.	Manual handle feed rate	X1, X10, X100
2.	Rapid traverse rate	F0, 25%, 50%, 100%
3.	Cutting feed rate	0~150%
4.	Spindle override	50~120%
5.	Feed per Minute / Revolution	G98 / G99

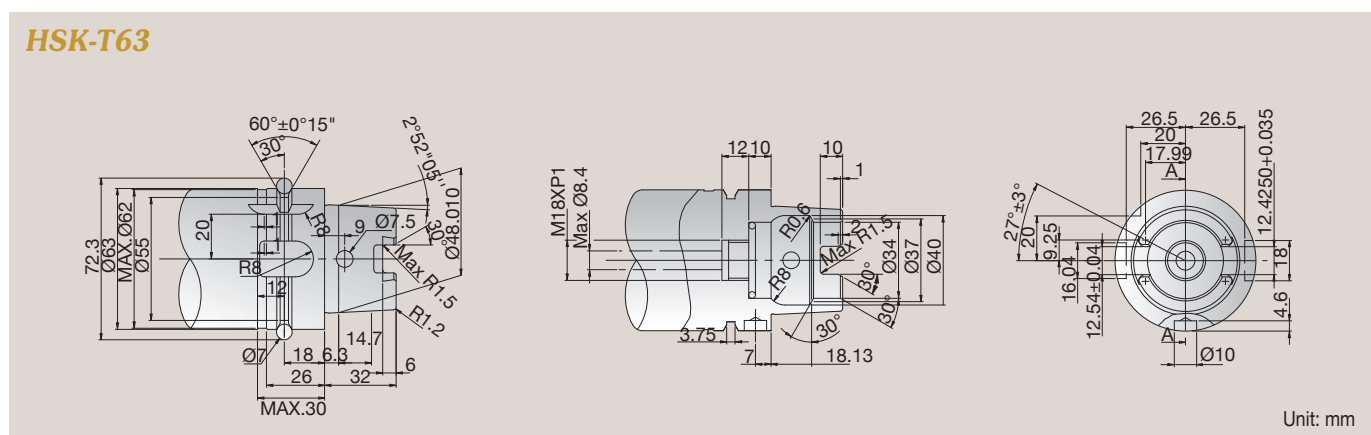
Edit Operation:		
1.	Part Program Storage Length (in total)	5120m / 2MB
2.	Number of Registerable programs (in total)	1000
3.	Part Program Editing	Std.
4.	Memory card program (1000 programs)	Std.

OPTIONS:		
ITEM	SPECIFICATION	DESCRIPTION
With hardware included:		
1.	Tool life management	<input type="checkbox"/>
2.	Program restart	<input type="checkbox"/>
3.	Data server (with PCB and CF card 1GB)	<input type="checkbox"/>
4.	Ethernet/IP (to be linked to robot)	<input type="checkbox"/>
5.	PROFIBUS-DP (to be linked to robot)	<input type="checkbox"/>
6.	CC-Link (to be linked to robot)	<input type="checkbox"/>
7.	Fast Ethernet (required for SCADA Web with additional RJ45 port)	<input type="checkbox"/>
Without hardware included:		
8.	Circular thread cutting	<input type="checkbox"/>
9.	AICC-2 (G5.1 Q1, 200 blocks)	<input type="checkbox"/>
10.	Helical interpolation	<input type="checkbox"/>
11.	Arbitrary speed threading	<input type="checkbox"/>
12.	Hob machining package	<input type="checkbox"/>

Vmt-X200/X260 Spindle Output with SINUMERIK ONE control

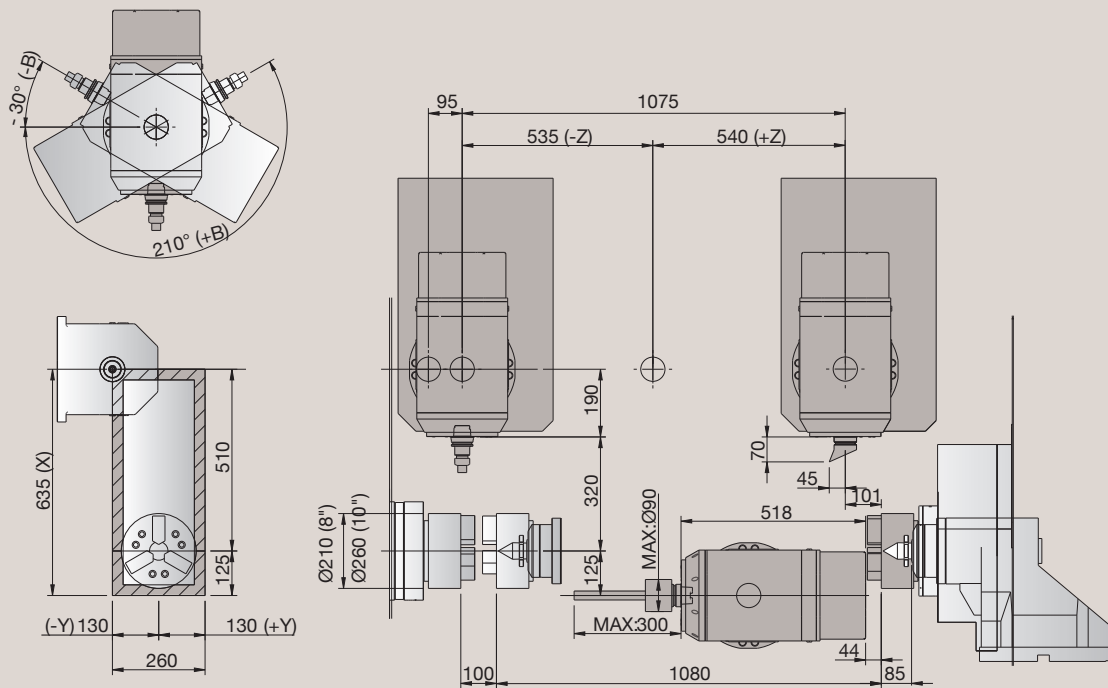


Tool Shank



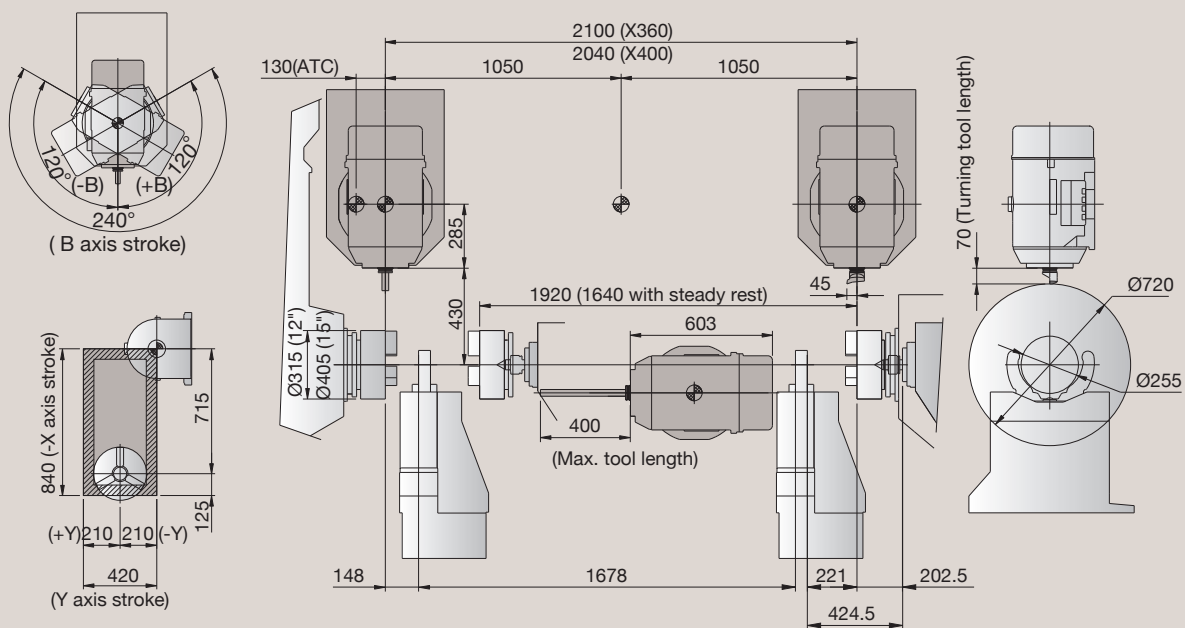
Machining Range

VMT-X200/X260



Unit: mm

VMT-X360/X400

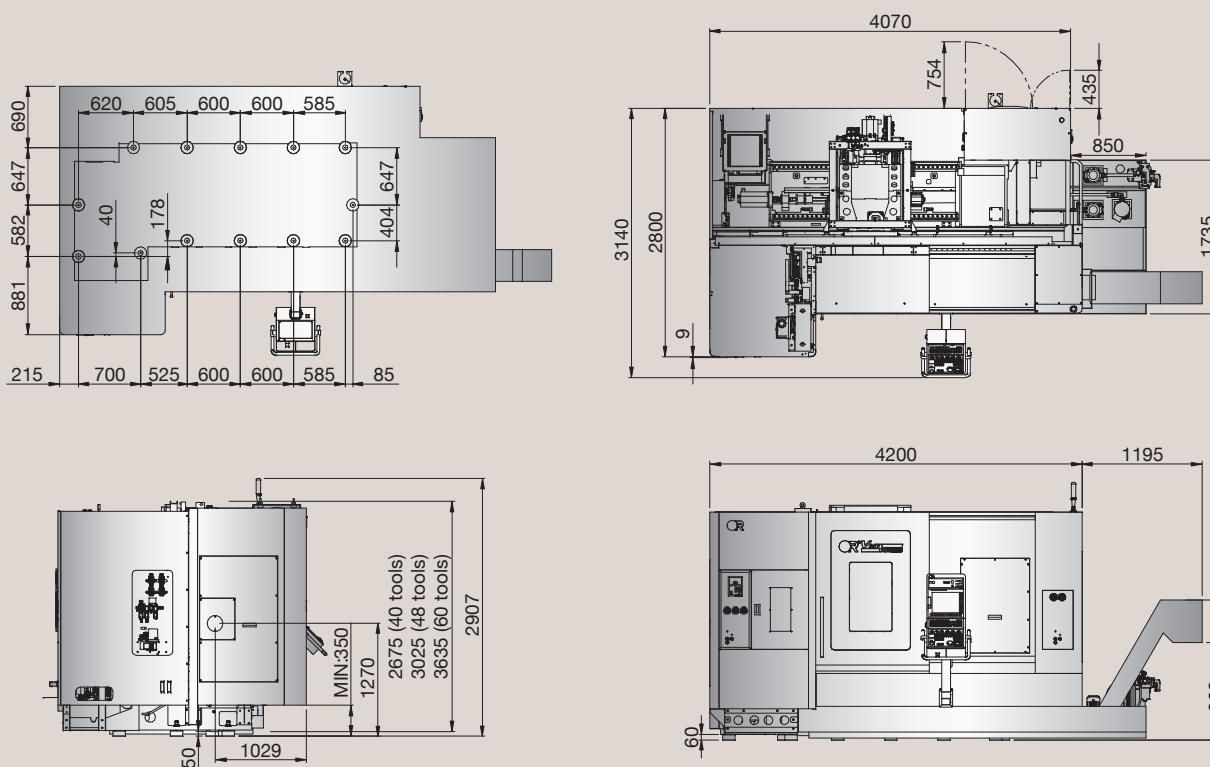


Unit: mm

Machine Layout

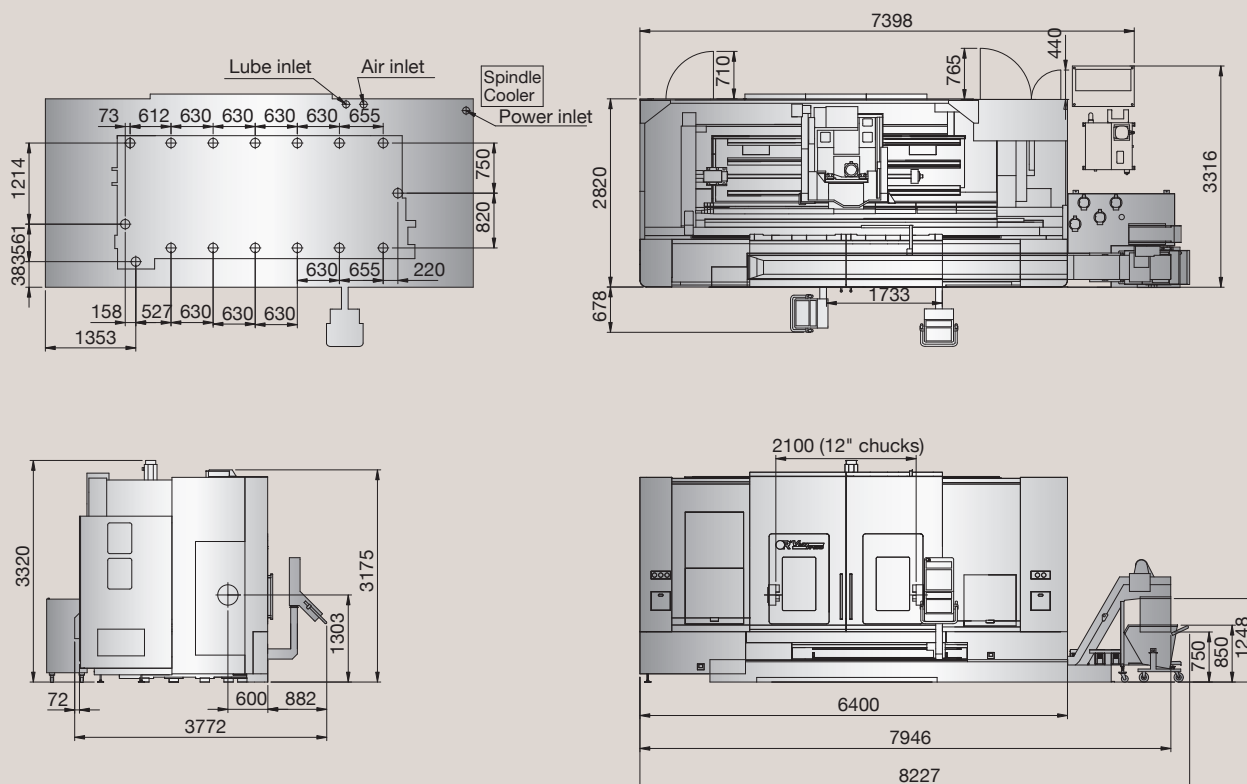


VMT-X200/X260



Unit: mm

VMT-X360/X400



Unit: mm


Worldwide Subsidiaries



ONWARD RISE

To ensure the return on investment, Victor Taichung has invested considerably in setting up a distribution network in terms of global vision local touch for our sales and service supports worldwide. Besides the qualified exclusive agents around the world, Victor Taichung has 7 overseas subsidiaries to provide our customers efficient after-sales service and technical supports.



 **VICTOR TAICHUNG** profile:
 Sales turnover: USD 140 mil's (in 2023)*
 No. of employees: 735
 *Exchange rate: 1 USD=30 TWD.



THE VICTOR-TAICHUNG COMPANIES

TAIWAN

<http://www.victortaichung.com>
 E-mail: info@mail.or.com.tw
 Victor Taichung Machinery Works Co., Ltd.
 No. 1, Jingke Central 2nd Rd.,
 Nantun Dist., Taichung 40852,
 TAIWAN, R.O.C.
 TEL : 886-4-23592101
 FAX : 886-4-23593389

FRANCE

Victor France
 TEL : 33-1-64772000
 FAX : 33-1-64772063

GERMANY

Victor GmbH
 TEL : 49-2261-478434
 FAX : 49-2261-478327

SOUTH AFRICA

Victor Fortune (PTY) Ltd.
 TEL : 27-11-3923800
 FAX : 27-11-3923899

MALAYSIA

Victor Machinery (M) SDN. BHD.
 TEL : 60-3-56337180
 FAX : 60-3-56337191

THAILAND

Victor CNC (Thailand) Co., Ltd.
 TEL : 66-2-9263735
 FAX : 66-2-9032373

INDONESIA

PT. Victor Machinery Indonesia
 TEL : 62-21-88958504
 FAX : 62-21-88958513

USA

Fortune International Inc.
 TEL : 1-732-2140700
 FAX : 1-732-2140701

CHINA

Victor Taichung
 Machinery (Shanghai)
 TEL : 86-21-59768018
 FAX : 86-21-59768009



HTL

VTL

VMC

HMC

XMT

PIM