



First machine for CNC Turning

VTURN F20/F26



Vturn-F20/F26

Your First CNC Lathe with Fantastic Performance

- Genuine 30° slant bed in one piece with box slideways
- Shortened belt driven spindle for lower noise and heats
- Z-axis ball screw diameter 40mm
- 8" / 10" chuck for Vturn-F20/F26
- Programmable tailstock and chip conveyor included



3-jaw Power chuck

- Renowned reliability chuck is foot operated for safety and easy operation.

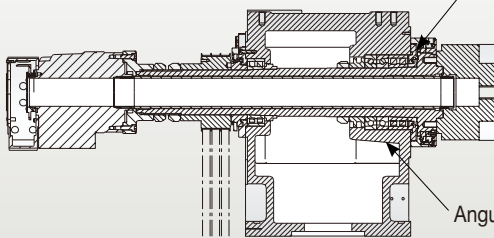


High rigidity & high precision spindle

- Spindle driven by shortened belts facilitates lower noise and smaller vibration.
- Encased in well ribbed headstock for maximum heat dissipation.
- Angular thrust bearings absorb axial cutting force and NN-type roller bearings facilitate heavy cutting.



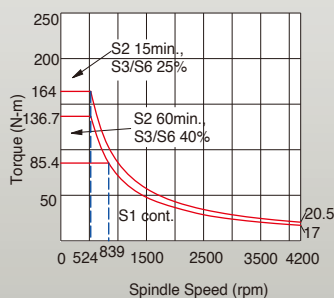
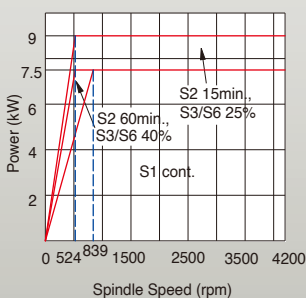
Heavy duty double roller bearings (NN type)



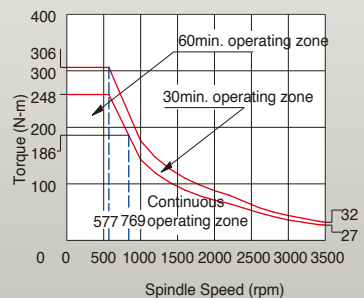
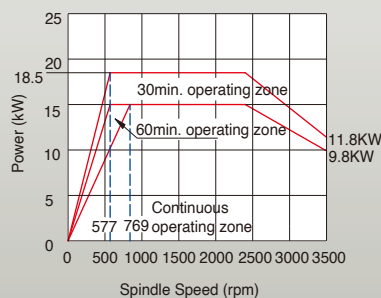
Angular thrusts bearings

Spindle Output Diagram

Vturn-F20



Vturn-F26





Certificated Casting
GB300

• **Hardened Box Slideways (X/Z)**

- 55/70 mm for Vturn-F20
- 64/80 mm for Vturn-F26
- Victor Taichung's own casting

• **Victor Taichung's own turret**


- Hydraulic clamping for high rigidity
- Coupling inside for high indexing accuracy

• **Programmable Tailstock**

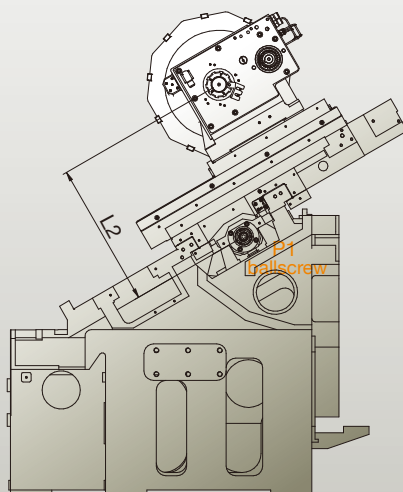
- Smooth tow-along action by turret and programmable by M-code control.
- MT-4 (F20) / MT-5 (F26) without built-in bearing.

• **Genuine 30° slant bed**

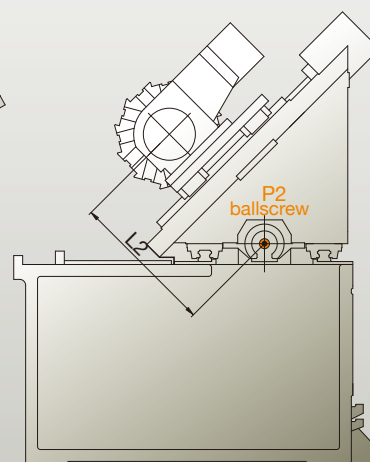
- Vturn-F20/F26 lathes have the Z-axis ballscrew mounted on the slant bed (P1) instead of machine base (P2) to minimize the distance from ballscrew to the tool insert and thus upgrades the turret and carriage stiffness.
- Shortened belt design reduces vibration for longer service life on spindle.



Conventional design with long belts




Genuine



Fake

Standard and Options

- Fanuc Oi-TF Plus (type-3) control with 10.4" screen
- Programmable tailstock
- Coolant flush onto Z-axis covers
- Built-in LED light
- Pressure gauge in front
- Chip conveyor with front mounted coolant tank for easy clean-up




Chip conveyor (std.)



Coolant flush (std.)



Part catcher (opt.)



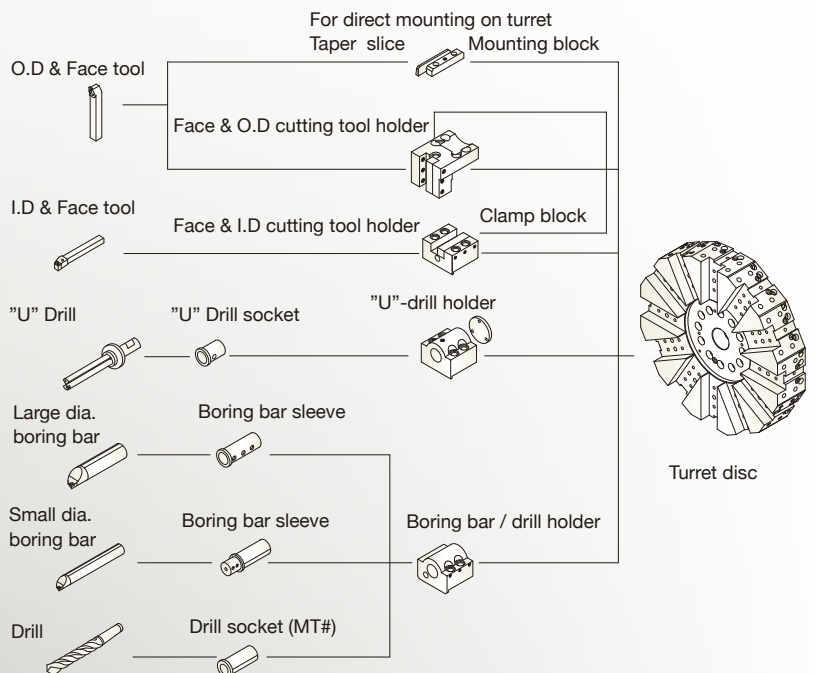
Tool presetter (opt.)



Oil skimmer (opt.)

Tooling accessories

TOOLS \ MODEL	Vturn-F20	Vturn-F26
Tool shank for turret disk	25 mm (1")	25 mm (1")
Maximum boring bar dia.	40 mm (1 1/2")	50 mm (2")
Face + OD cutting tool holder	1	1
Face + ID. cutting tool holder	1	1
Boring bar holder		
40 mm (1 1/2")	6	7
50 mm (2")	Opt.	1
Boring bar sleeve		
8 mm (5/16")	1	-
10 mm (3/8")	2	2
12 mm (1/2")	2	2
16mm (5/8")	2	2
20 mm (3/4")	2	2
25 mm (1")	2	2
32 mm (1 1/4")	2	2
40 mm (1 1/2")	-	-
Drill socket		
MT1	1	1
MT2	1	1
MT3	1	1
MT4	Opt.	1
U drill socket		
20 mm	Opt.	Opt.
25 mm (1")	1	1
32 mm (1 1/4")	1	1
40 mm (1 1/2")	-	-





Machine Specifications

Item \ Model	unit	Vturn-F20	Vturn-F26/60 Vturn-F26/110
CAPACITY			
Swing over bed	mm	600	600
Std. turning dia.	mm	230	350
Max. turning dia.	mm	320	430
Swing over carriage	mm	435	480
Center distance	mm	640	640 1130
AXIS FEEDS			
X axis travel	mm	160+20	215+25
Z axis travel	mm	600	610 1100
Rapid feed - X/Z axis	m/min	18 / 20	15 / 20
Feed motor - X/Z axis	kW	1.8 / 2.5	1.8 / 3
JOG feed	mm/min	0~1260	0~1260
Ball screw dia x pitch	mm	32 x P6 (X) 40 x P10 (Z)	32 x P6 (X) 40 x P8 (Z)
SPINDLE			
Spindle nose (chuck)	inch	A2-6 (8")	A2-8 (10")
Max. spindle speed	rpm	4200 (Opt. 3500)	3500 (Opt. 2500)
Spindle motor power (cont/30min)	kW	7.5 / 9.0	15 / 18.5
Bearing inside dia.	mm	100	130
Spindle bore	mm	62	87
Hole through draw bar	mm	52	75
TURRET			
No. of tools	no.	12	10 (opt. 12)
Tool shank size	mm	25	25
Max. boring bar dia.	mm	40	50
Exchange time (T-T)	sec	1	1
TAILSTOCK			
Quill dia.	mm	75	110
Quill stroke	mm	80	100
Quill taper	mm	MT#4	MT#5
MACHINE			
CNC controller		0i-TF Plus (10.4")	0i-TF Plus (10.4")
Tank capacity	L.	220	330 380
Power requirement	kVA	19	27
Machine dimension	mm	3282 x 1693 x 1808	4017 x 1848 x 1819 4667 x 1848 x 1819
Machine weight (incl. coolant tank and chip conveyor)	kg	4640	5475 6260

* Machine and controller specifications are subject to change without notice.

** Available with CE / UKCA / TS / GB certificates.

Standard Accessories:

- 3-jaw Power chuck with soft jaws
- Programmable tailstock
- Chip conveyor with cart
- Automatic forced lubrication
- Fully enclosed splash guarding
- Tool holders
- 3 step warning light
- FANUC manuals by CD ROM

Optional Accessories:

- Manual tool presetter (Renishaw)
- Higher pressure coolants (3.3 bars/ 50Hz, 4.7 bars/60Hz)
- Air conditioner for electrical cabinet
- Part catcher
- Bar feeder interface
- Auto door
- Fanuc manuals
- Kitagawa chuck
- Hard jaws
- Tailstock center
- CE marked components

Machine Color Option



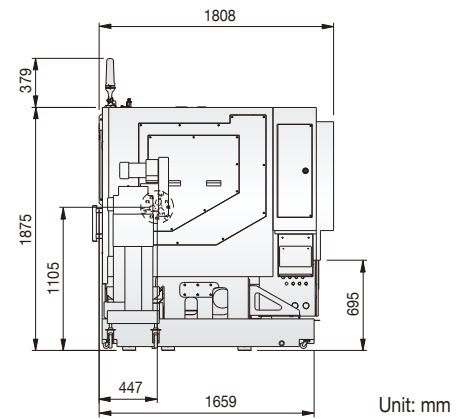
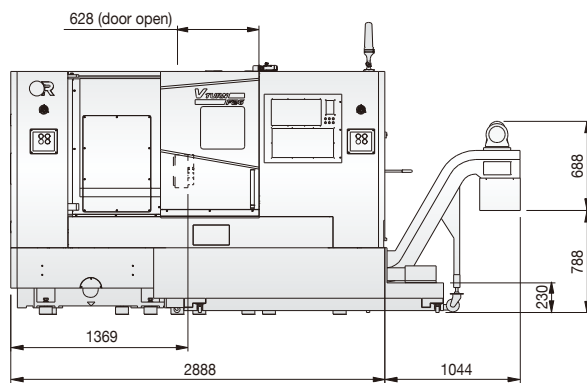
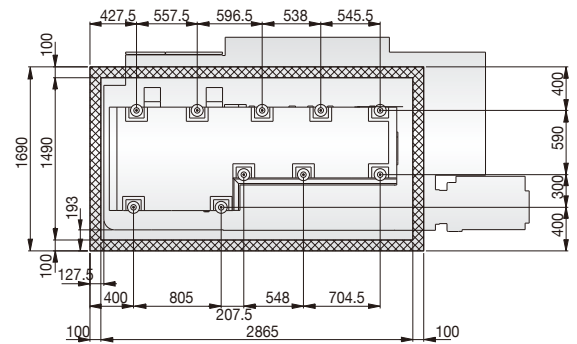
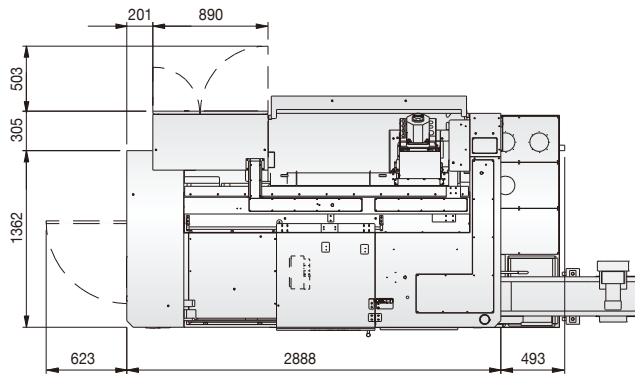
Standard



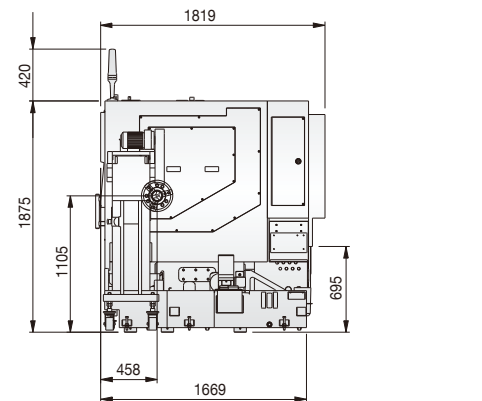
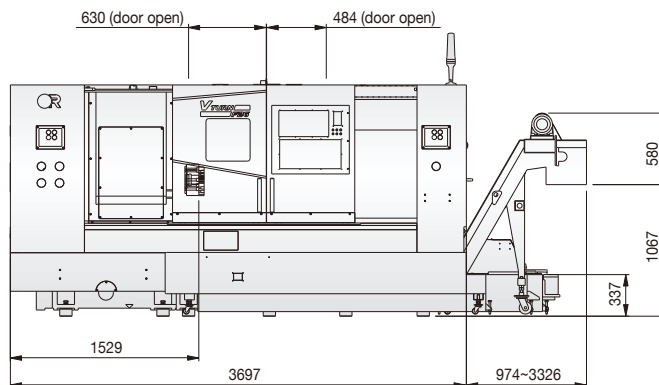
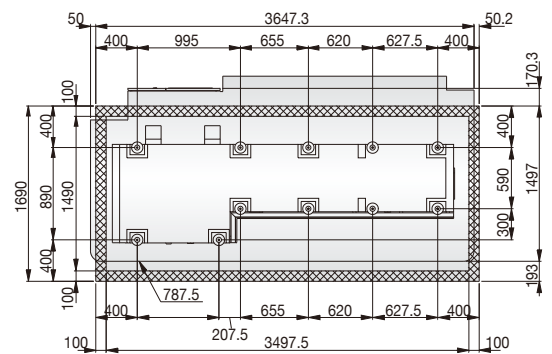
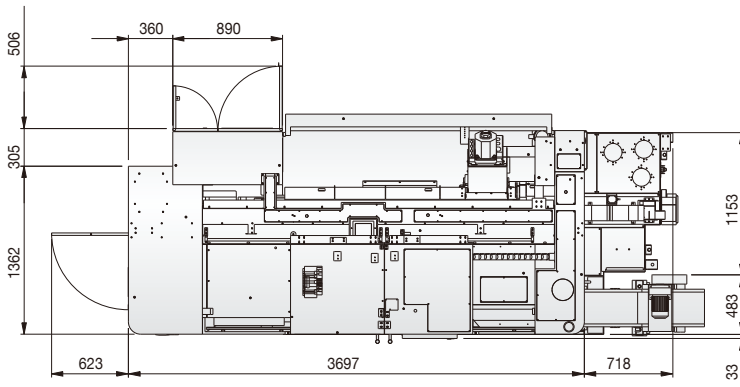
RAL-7024

Machine Layout

Vturn-F26/60



Vturn-F26/110



VICTOR Taichung's FANUC Oi-TF Plus 10.4" Control (Type 3) Specifications

Standard

ITEM/SPECIFICATION	DESCRIPTION
Controlled Axes:	
1. Controlled axes	2 Axes (X, Z)
2. Simultaneous controlled axes	2 Axes
3. Least input increment	0.001mm
4. Least command increment	0.0005mm (X) / 0.001mm (Z)
5. Command system	Incremental / Absolute
6. HRV Control	HRV3+
7. Unexpected disturbance torque detection (AIR-BAG)	Std.
8. Backlash compensation	Std.
9. Stored pitch error compensation	Std.
Operation & Program Input:	
1. Input / Output interface	RS-232, PCMCIA Card, USB
2. Tool offset	99 sets
3. Sequence number	N5-Digit
4. Program number	O8-Digit
5. Program name	31-characters
6. M code function	M3-digit
7. S code function	S4-digit
8. T code function	T4-digit
9. Positioning	G00
10. Linear interpolation	G01
11. Circular interpolation	G02, G03
12. Programmable data input	G10
13. Plane selection	G17-G19
14. Inch / Metric conversion	G20 / G21
15. Reference position return	G28, G30
16. Thread cutting	G32, G34
17. Threading retract	Std.
18. Tool nose radius compensation	G40-G42
19. Work piece coordinate system	G52-G59
20. Macro, Sub program call	G65, M98, M99 (10 folds nested)
21. Multiple repetitive cycle I & II	G70-G76
22. Canned cycle for drilling	G80-G89

23. Canned cycles	G90, G92, G94
24. Program stop / end	M00-M02 / M30
25. Rigid tapping (Spindle)	M29
26. Manual Guide i	Std.
27. Optional blocks skip 2-9	Std.
Feed Function:	
1. Manual handle feed rate	X1, X10, X100
2. Rapid traverse rate	F0, 25%, 50%, 100%
3. Cutting feed rate	0-150%
4. Spindle override	50-120%
5. Feed per Minute / Revolution	G98 / G99
Edit Operation:	
1. Part Program Storage Length (in total)	5120m (2MB)
2. Number of Registerable programs (in total)	1000
3. Part Program Editing	Std.
4. Memory card program entry count extension (Max. 1000)	Std.

Options

With hardware included

1. Tool life management	<input type="checkbox"/>
2. Program restart	<input type="checkbox"/>
3. Data server (with PCB and CF card 1GB)	<input type="checkbox"/>
4. Ethernet/IP (to be linked to robot)	<input type="checkbox"/>
5. PROFIBUS-DP (to be linked to robot)	<input type="checkbox"/>
6. CC-Link (to be linked to robot)	<input type="checkbox"/>
7. Fast Ethernet (required for SCADA Web with additional RJ45 port)	<input type="checkbox"/>

Without hardware included

8. Circular thread cutting (G35, G36)	<input type="checkbox"/>
9. AICC-1 (G5.1 Q1, 40 blocks)	<input type="checkbox"/>
10. AICC-2 (G5.1 Q1, 200 blocks)	<input type="checkbox"/>



Vturn-A200YSCM



Vcenter-P106



VMT-X260



VICTOR TAICHUNG profile:
Sales turnover: USD 140 mil's (in 2023)*
No. of employees: 735
*Exchange rate: 1 USD=30 TWD.



THE VICTOR-TAICHUNG COMPANIES

TAIWAN

http://www.victortaichung.com
E-mail :info@mail.or.com.tw
Victor Taichung Machinery Works Co., Ltd.
No. 1, Jingke Central 2nd Rd.,
Nantun Dist., Taichung 40852,
TAIWAN, R.O.C.
TEL : 886-4-23592101
FAX : 886-4-23593389

FRANCE

Victor France
TEL : 33-1-64772000
FAX : 33-1-64772063

GERMANY

Victor GmbH
TEL : 49-2261-478434
FAX : 49-2261-478327

SOUTH AFRICA

Victor Fortune (PTY) Ltd.
TEL : 27-11-3923800
FAX : 27-11-3923899

MALAYSIA

Victor Machinery (M) SDN. BHD.
TEL : 60-3-56337180
FAX : 60-3-56337191

THAILAND

Victor CNC (Thailand) Co., Ltd.
TEL : 66-2-9263735
FAX : 66-2-9032373

INDONESIA

PT. Victor Machinery Indonesia
TEL : +62-21-88958504
FAX : +62-21-88958513

USA

Fortune International Inc.
TEL : 1-732-2140700
FAX : 1-732-2140701

CHINA

Victor Taichung
Machinery (Shanghai)
TEL : 86-21-59768018
FAX : 86-21-59768009



HTL



VTL



VMC



HMC



XMT



PIM



was also marketed under the brand names **VICTOR** (outside North America) and **FORTUNE** GV3GE24EA